

UNILUX ImpactLine Series



UNILUX ImpactLine Series

UNILUX ImpactLine products bring our windows and doors to extreme performance.







Safe and Reliable.

To provide you with the best and most reliable protection, we have developed our ImpactLine series, which has proven itself many times over in coastal regions such as the southeastern USA, the Caribbean and Central America. Due to its robust material, it is also used for tornado areas in North America.




HURRICANE TEST
Large Missile Impact and Cyclic Load
AAMA/WDMA/CSA ASTM E1886/E1996
TAS 201-203



Highest Standard of Protection for High-Risk Areas.

Unilux windows and doors were made to keep your building safe. They are made to meet international safety standards: International Residential Code, Florida Building Code as well as various other coastal requirements using the HVHZ certification. To ensure the highest standard of protection, all our products are tested based on extreme conditions by independent agencies. On top of that, Unilux GmbH ensures code compliance for design and engineering.





Our windows are available as Tilt/Turn, hopper, Picture/Direct Set, Geometric, Lift and Slide Doors, Terrace & Side Entry Doors.



Important Features

- **Highest coastal protection** - specifically designed to withstand even the harshest weather conditions - hurricanes, tropical storms, tornadoes, high winds, rainfalls, severe heat and extreme cold
- **Perfected structural improvements** - strong protection without visible brackets





- **Flexible and improved design** -

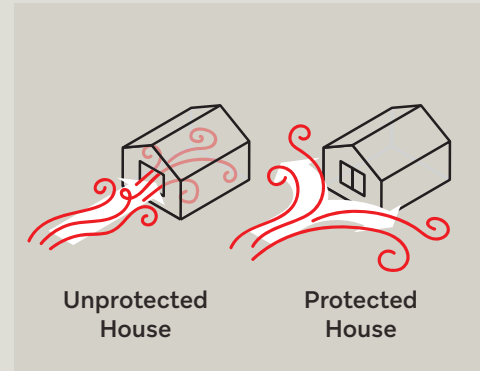
Manufactured from high-quality European pine wood including aluminum cladding. Also available in other types of wood.

- **Maximum thermal performance** -

LowE insulating glass, laminated glass and reflective glazing solutions that provide the best possible protection and comfort



ImpactLine components & benefits



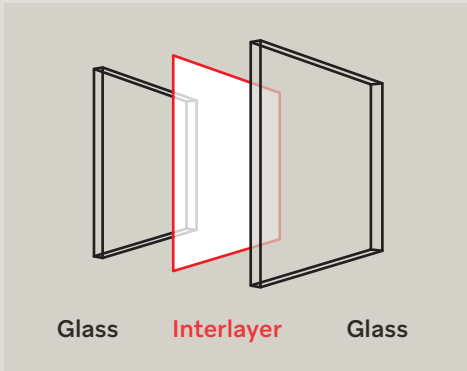
Impact Glazing

Severe storms and winds can threaten your homes and buildings. They can bring in dangerous parts like branches and stones if your windows and doors aren't secured. To prevent this, it's important to have maximum protection that stabilizes your interior and keep your building intact. Windows and doors made of impact-resistant laminated glass will ensure that your building remains safe even in the harshest weather conditions. Our high-quality glass has passed multiple wind

suction tests. Even in the event of breakage, the glass fragments remain firmly attached to the plastic interlayer, protecting the building envelope.

Unilux products with impact resistance up to DP 80 withstand 9,000 cycles of positive and negative wind loading, 105 psf of structural loading and the impact of a D-missile*.

* D-Missile certified products are tested to withstand impact from a 9-pound 2 x 4 stud, 8 feet in length, at an impact speed of 50 feet/second. Products are then tested to withstand 9,000 positive and negative wind loading cycles without failure of the building envelope.



Laminated Safety Glass

We use only industry-leading laminated glass for our Unilux ImpactLine. The special feature is a laminated combination of plastic and vinyl layers between two sheets of glass, forming a single pane. Laminated glass provides protection against impact, burglary, solar radiation, and noise. It still looks like regular glass but offers much higher standards. Our range of glazing options also includes SGP in clear layers for impact products. In addition, Unilux also provides invisible solar control coatings to reduce solar heat gain.





ImpactLine Patio Doors

Patio doors are hinged to both jambs, allowing both doors to be operated from the center.

Swing-in and swing-out versions of both models are available as additional protection options.

- Salt-resistant header and sill bolts are standard on the ImpactLine series. Additional locking points increase structural air/water performance and provide additional security
- Insulated, sealed units offer energy efficiency and impact resistance
- The thick interlayer was invented to withstand impact from Zone 4 D missiles
- Uses a salt-resistant multi-point closure system, reinforced strike plates and a sturdy astragal for greater impact resistance
- Improved sill protection against water infiltration



ImpactLine Lift & Slide Doors

The Unilux Lift and Slide makes it possible to move large glass panels smoothly and easily during operation. The lift-slide mechanism rotates downward with a flick of the wrist to seal against water intrusion. Lift and Slide doors can be used in areas of extreme sunlight where homeowners want to enjoy coastal, mountain or lake views with minimal obstruction to the direct view outside.

Opening panels feature corrosion-resistant 3G stainless steel wheels with flat, deformation-resistant gears and precision bearings. Aircraft grade aluminum extrusions feature European pine interior (other wood species available).

- Minimal 2" sill allowing for smoother transition from outside to inside.
- Rugged hardware withstands a maximum weight of over 850 lbs per panel and a maximum panel size of 120" x 120" laminated glass



Contact:

Phone: +49 6578 189-0

E-Mail: info@unilux.de

Further information on products
can be found at:

www.unilux-windows.com

UNILUX GmbH
Nikolaus-Meeth-Straße 1
54528 Salmtal / Germany

